


INTELLIGENT SYSTEM  
**IS6000**

INTELLIGENT SYSTEM  
**IS7000**

INTELLIGENT SYSTEM  
**IS8000**




THE LARGE TABLE ENGRAVERS

INTELLIGENT SYSTEM **IS6000** INTELLIGENT SYSTEM **IS7000** INTELLIGENT SYSTEM **IS8000**


- Engraving areas:  
IS6000: 24 x 16 in  
IS7000: 24 x 32 in  
IS8000: 24 x 48 in
- GravoStyle software provides for the ultimate in efficiency and production
- Powerful spindle motor with direct current
- Adjustable rotation speed from 13,000 to 20,000 rpm for machining of various materials
- Rigid monobloc frame in welded steel
- 35 in clearance between columns
- A complete range of spindles, clamping accessories and tools to suit every marking need
- Totally compatible with any PC graphics software generating HPGL files



Remote control for engraving functions



Optional 4 3/4 in dia. (120mm) cylinder attachment



Optional self-centering vise



ACCESSORIES:

- GravoGrip holding mat • cylindrical attachment • collet spindle • lubrication system • standard vise • heavy duty vise • chip collector

IDEAL FOR:

- legend plates • part identification • control panels • ADA signage • large signage

• **Machine dimensions**

- IS6000: 43 x 40 x 29 in
- IS7000: 43 x 56 x 29 in
- IS8000: 43 x 72 x 29 in

• **Weight**

- IS6000: 370 lbs
- IS7000: 485 lbs
- IS8000: 583 lbs

• **Tool diameter**

11/64 in

• **Spindle motor**

70 watt servo

• **Spindle travel**

3.15 in

